

Iowans Experiencing Homelessness



Annual Snapshot of Service and Shelter Use

**A report to the Governor of the State of Iowa
on behalf of the Iowa Council on Homelessness.**

**Prepared by the Iowa Institute
for Community Alliances**

January 2008—December 2008

17,476



17,476 Iowans were homeless and served by I-Count agencies in 2008

I-Count is the Statewide Homeless Management Information System (HMIS) used by most homeless agencies across Iowa. Approximately 75% of Emergency and Transitional beds are included in this information network.

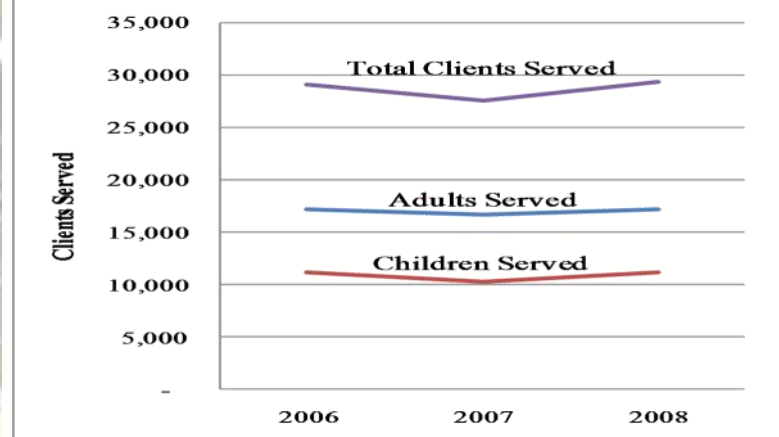
This is not an estimate

These numbers represent real people, driven to desperation sufficient to warrant seeking help

17,476 becomes **29,289**
when including people who received services to prevent homelessness

6%
more people than last year, in total

Totals from 2006-2008



10%
more children than last year

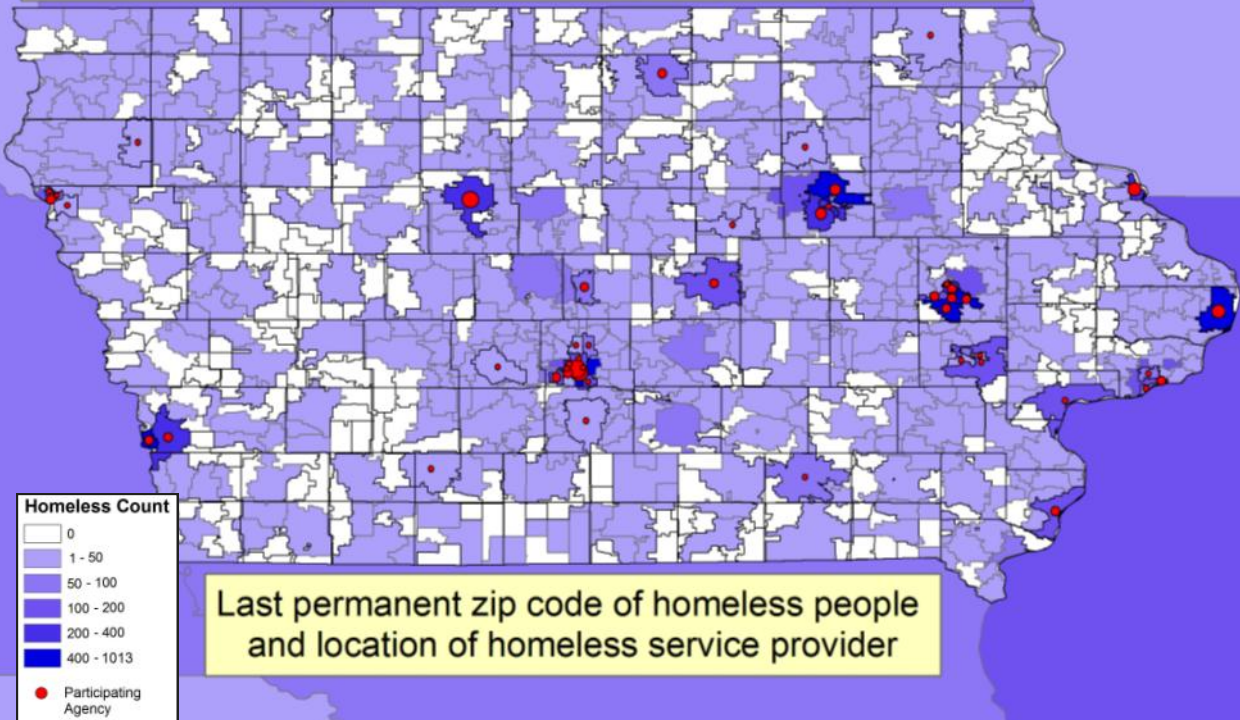
38% of Iowa's homeless and people at risk of homelessness were children

11,213 of those 29,289 people were under 18

The count of homeless (17,476), the count of people receiving services to prevent homelessness (12,130), and the count of homeless and people receiving services to prevent homelessness (29,289) were unduplicated counts.

F.Y.I.

Homeless people came from every Iowa county in 2008



47,099 unique clients were served in 2007-2008
1,512 people from 2007 were seen again in 2008

6,088 individuals and 2,712 people in families
stayed in emergency shelters in Iowa in 2008

1,909 individuals and 2,413 people in families
stayed in transitional housing in 2008

Supportive services to prevent and end
homelessness were provided to 13,084 people in
families and 7,445 individuals in 2008

Iowans at Risk of Homelessness


12,130 Iowans
received services to
prevent
homelessness

21%
more than
2007

5,279 were
children

53% had a high
school diploma or
a GED

35% were still
employed when
they sought help



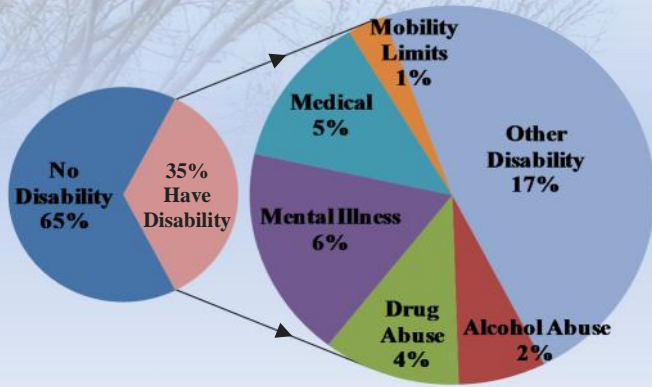
These are the people who sought assistance.

It is difficult to estimate the population of Iowans who are doubling up and not seeking assistance, but in all likelihood it rose proportionally to those seeking services.

Iowa Homeless Families

7,943 Iowans in families received services in 2008

Presence of Disability of Long Duration Among Families



35% suffer from a long-term disability

65% have a GED or high school diploma

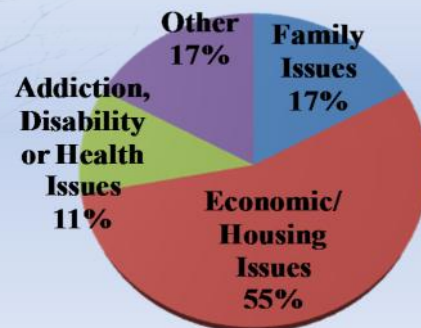
3% were military veterans

60% were children

4% were living on the streets before intake

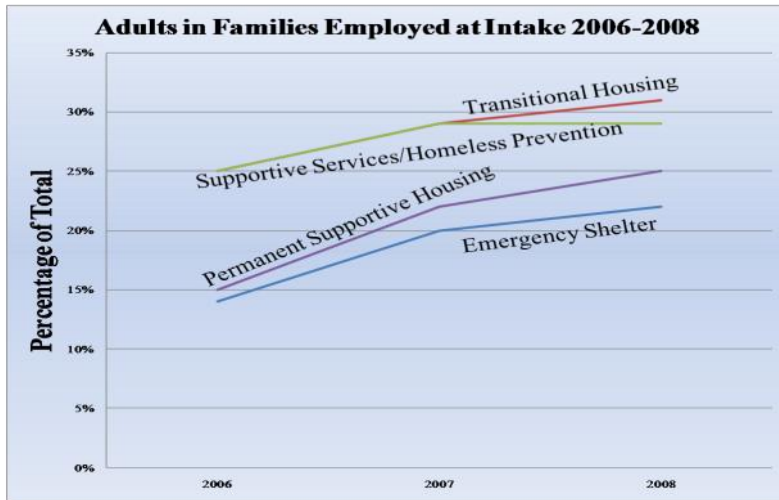
58% experienced homelessness for the first time in 2008

Primary Reason for Homelessness Among Families



Clients at an Iowa shelter

30% of homeless families were employed at intake



2008 saw a statistically significant increase ($p < .001$) in homeless families employed at program intake compared to homeless families in 2006



"I came here with nothing. The people who promised to help me bailed out on me. You stuck with me through it all and it has changed my life for the better. Thank you all so much."

Iowa recipient of homeless services

Iowa Homeless Individuals

9,952 individuals received services in 2008

Primary Reason for Homelessness Among Individuals



66% had a GED or high school diploma

22% were employed when services began

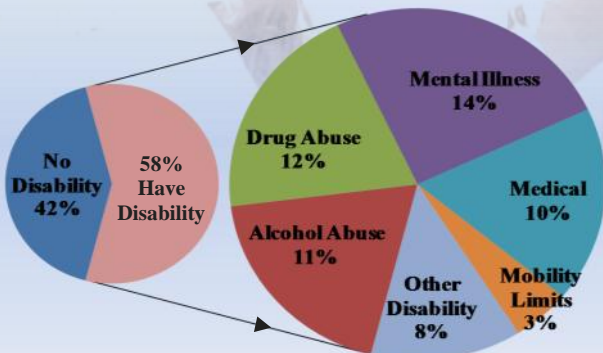
12% were under 18

56% had been homeless in the past

13% were military veterans

58% suffer from a long-term disability

Presence of Disability of Long Duration Among Individuals

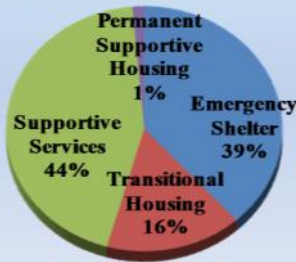


**12%
WERE
LIVING
ON THE
STREETS
BEFORE
INTAKE**

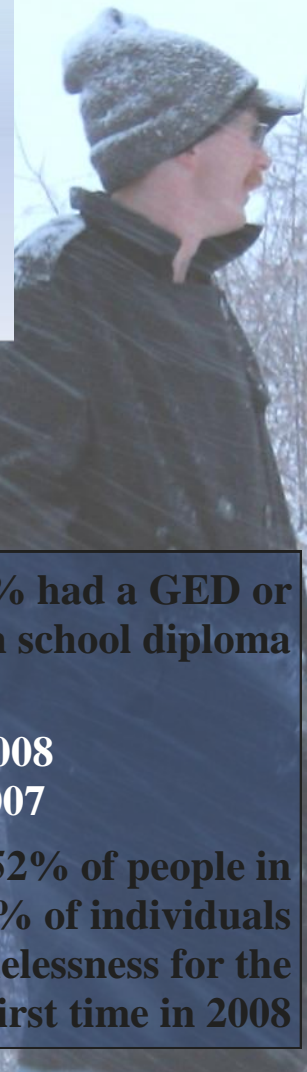
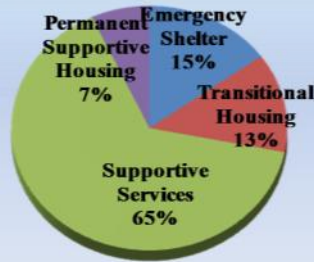
Des Moines

Des Moines providers served 9,049 people in 2008

Individuals in each type of program in Des Moines



Families in each type of program in Des Moines



66% had a GED or high school diploma

Less than 9% of those served in 2008 were served in 2007

52% of people in families and 42% of individuals experienced homelessness for the first time in 2008

6,107 were homeless
 1,654 were in families
 4,595 were individuals
 3,261 received services to prevent homelessness
 25% were employed when services began
 30% were children



Sioux City

1,204 people received services in 2008



**49% were homeless
before intake**

**44% of adults had
graduated high school
or received a G.E.D.**

**29% suffered from
a disability**

53% were children

**27% were
Native American**

**18% were
employed at intake**

46% were individuals

**Among homeless individuals
in Sioux City**

59% were children

**5% were living
on the streets
prior to intake**

Thank You...

- To the service providers that have reported quality information and for their hard work helping our fellow Iowans.
- To the volunteers that share gifts of time and financial resources to help make our programs successful.
- To the state officials who have continued to recognize the impact of this issue on Iowans.
- And a special thanks to the Iowa Finance Authority and the Iowa Department of Economic Development and the Iowa Council on Homelessness for their support of our work.



We sincerely thank you for your efforts to end homelessness and make Iowa a great place to live for everyone.

About our Organization—

The Iowa Institute for Community Alliances has worked in partnership with service-providing agencies for more than 14 years and has been involved in the science of data collection during this period. It is our hope that we can assist the service providers by giving them the tools to demonstrate their success. Please contact our organization if you have any questions regarding this report or the work that we do.

**I.I.C.A.
1111 9th St., Suite 245
Des Moines, Iowa 50314**

**www.IowaInstitute.net
Info@IowaInstitute.net
515-246-6643**

Dreaming of Ruby Slippers

relying on services

Everyone deserves a home

Produced by the Iowa Institute for Community Alliances